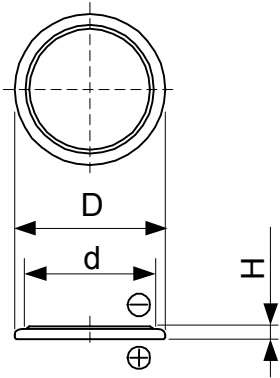


Cell Type ML2016 Specifications



Nominal Capacity ^{*1}		30mAh
Nominal Voltage		3V
Standard Charge/Discharge Current		0.3mA
Max. Discharge Current	Continuous ^{*2}	8mA
	Pulse ^{*3}	20mA
Charge/Discharge Cycle Characteristics	Discharging Depth of 5%	3000
	Discharging Depth of 20%	500
Charging Method	Constant Voltage Charge	3.1±0.15V
	High Temperature	2.95±0.15V
Temperature Range		-20°C~60°C
Weight		1.8g
Dimensions	Diameter(D)	20.0mm
	Height(H)	1.6mm
	d	17.4mm

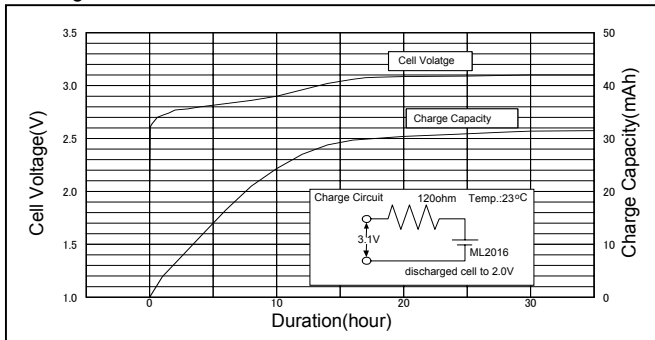
*1 Nominal capacity is determined to an end voltage of 2.0V when the battery is allowed to discharge at a standard current level at 23°C.

*2 Current value is determined so that 50% of the nominal capacity is obtained with an end voltage of 2.0V at 23 °C.

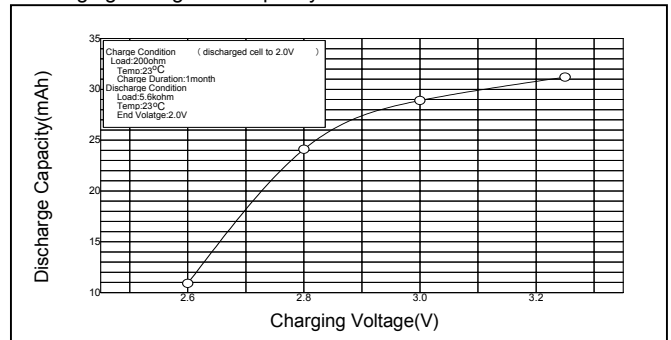
*3 Current value for obtaining 2.0V cell voltage when 15sec. pulse is applied at 50% discharge depth at 23 °C.

Typical Characteristics

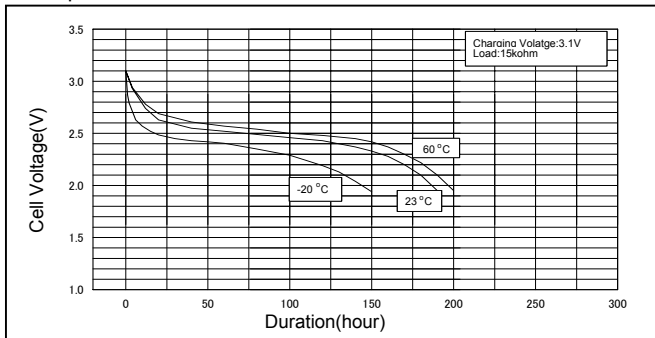
Charge Characteristics of ML2016



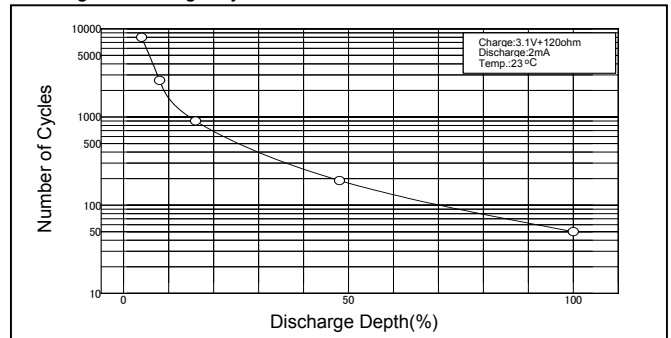
Charging Voltage vs. Capacity of ML2016



Temperature Characteristics of ML2016



Charge/ Discharge Cycle Characteristics of ML2016



Discharge Characteristics after Continuous Charge of ML2016

